

Snips & Scraps

www.HannibalPiecemakers.com
Hannibal Piecemakers Quilt Guild on Facebook
Linda Belford, Newsletter Editor



2/1 John Hark
2/9 Tina Landskroener
2/16 Kathy Clifton
2/18 Donna Salter
2/20 Nicole Schroeter

WEBSITE

WWW.HANNIBALPIECEMAKERS.COM

2025 OFFICERS

President Tina Landskroener
Vice President..... Donna Salter
Secretary Donna Parker
Treasurer Marianne Bodine
Director-at-Large..... Kathy Miller

COMMITTEES -- 2025

COMMUNITY GIVING . . . MICHELLE WELBOURNE,
JACKIE WILLIAMS & GINA JANES
PROGRAMS . . . ANISSA TOENJES, LESA SPEGAL,
WILMA POOR, CYNTHIA GARNER
WEB/FACEBOOK/NEWSLETTER . LINDA BELFORD
HONOR FLIGHT . . . JOY PICKETT & LISA BROSS
LIBRARIAN.....DONNA MCCAIN
QUILT ALONG.....MARCY OLMSTED,
SHERRY KAY SCHAFER & LOIS OBERG
SOCIALSANDY WERR, JUDY TONNIES
& BEVERLY LILLARD
QUILT SHOW. TINA LANDSKROENER
MTG. RAFFLE . . . PANSY KOLB, PATSY WHITLEY
VENDOR EXPOGINA JANES &
SUSAN WOODROW
WORKSHOP..... SUE WINKING
FUNDRAISING EILEEN FITCH
MEMBERSHIP. . DEBBIE CONLEY, ANN FOREMAN
BUS TRIP..... MARCY OLMSTED &
TINA LANDSKROENER

Tina Thyme

With Valentine Day a few weeks away, I'm reminded the bond quilters develop over the years. This quote says it all:
soul sister -- noun | 'söl-si-stər
A female friend not related by blood who shares a bond that transcends time, space and distance. Traits include: listening and fully understanding without judgment or solution; knowing the right thing to say; sharing belongings or desserts; regularly reminding one another of their beauty.

MEMBERSHIP RENEWALS

Please come early to our meeting on February 4 if you have not renewed your membership. Debbie and Ann will be available to take your membership dues beginning at 5 p.m. Bring cash or check made out to HPQG for \$20. If you know you will not be at the February meeting, please feel free to mail a check to Ann Foreman/5932 County Rd. 421/Palmyra, MO 63461. Memberships must be paid by March 4 to remain active on the HPQG roll. To date we have 30+ members who have not renewed.

FEBRUARY PROGRAM

The February program will be all about half square triangles! We'll show a video of the different ways to make a half square triangle and share examples.

NEXT MEETING:


February 4, 2025 -- 6 p.m.
KC Hall

PROGRAM:

Half-Square Triangles
Program Committee

FEBRUARY 15 WORKSHOP Beacon United Methodist Church (previously Park United) 9 a.m. - 3 p.m.

We will be working with your scraps to make crumble blocks. You can make any block you want. I will have an example of




a star block and a heart block at the meeting so you can get an idea of what a crumble block is. You can also do strip piecing with your scraps on a foundation or not. Or you can just come and sew with us and work on your own project! If anyone is interested in teaching a project during the year, please let me know and we can figure out a month to do that.

Thanks, Sue Ann Winking



JULY CHALLENGE

What is your favorite season? Is it Summer, Winter, Fall, or Spring? For the July Challenge decorate a tree showing off your favorite season. The program committee is providing a tree pattern to challenge participants. We have included a picture of the tree pattern to get your creative juices going! Maximum finished size is 18" x 20." The Season tree quilt must be quilted and bound with a label on the back. At the July meeting, share your decorated tree showing off your favorite season. The Program Committee looks forward to seeing what your favorite season is!



HPQG Series Quilt 2025

The pattern instructions are divided into 12 months. *Our goal is to have our completed quilt tops ready to show at the December guild meeting. Because of this, our monthly assignments do not always match the pattern month.*

PATTERN: A Quilting Life BOM 2022 by Sherri McConnell.

The video link for this assignment is https://youtu.be/hgliDc9-m_k?si=c-SQY3ZlQf_vviu

For each month's assignment completed **ON TIME** and shared at our guild meeting, members will earn a ticket for the prize drawing in December. Assignments completed late do not earn a ticket, but we would still love to see your progress!

The January block from pages 2 & 3 of the pattern is due at the February 4 guild meeting. There is no need to bring all of the churn dash sections, just the January block!

Series Quilt Committee:

Sherry Kay Schaffer, 217-430-1823 kaybella5@gmail.com
Lois Oberg, 573-529-2973 l.r.oberg769@gmail.com
Marcy Olmsted, 217-257-9387 olmstedmarcy@gmail.com

PHD MONTHLY CHALLENGE

Clear out your Quilting Space with a challenge to finish those projects from long ago.

Rules to get you started:

Bring along your PHDs to the February 4 meeting to declare it.

State what needs to be done to finish your project.

Attaching a binding only will NOT be accepted as part of the challenge.

Finished items will allow you to be put into a draw to win a PRIZE.

Table runner sets, small/medium wall hanging etc = 1 draw

Large projects = 2 draw

The more projects finished the more chances to win.

Projects must be at least 2 years or older.


At the November 3, 2025, meeting winners will be announced.

If you have a project that requires some further input to finish, bring it along to a meeting and see what ideas our quilters can come up with to help you finish it.


Any questions, please let me know at the January meeting.

Barb Dwyer

See page 4 for the form.



January



MEMBER SPOTLIGHT

Patsy Whitley, New London, MO began piecing quilts twenty-



three years ago and then started machine quilting with a long-arm machine in 2020. Patsy worked as a foodservice worker for almost fifteen years. Then she worked at Cerf Bros Bag Co. in New London, Mo operating an industrial sewing machine for eleven years. She was a corrections officer for almost twenty years and recently retired from working as an elementary school para-professional after 5 years.

Her favorite part of quilting is shopping for fabric and then piecing the quilt together. Her second favorite part is seeing the quilt finished and displayed on a bed. Patsy's mother was her influence. She writes, "My mother got me started when she decided that she needed my help turning my Great Aunt's handkerchiefs into butterflies and making quilts out of them." She adds, "My inspiration starts when I see a quilt pattern that I like. My favorite quilts to create are vintage fabric designs and scrappy quilts." Planting flowers, cooking and yard work are some of her other interests.

Sewing
Is Better with Friends

**SEWING AND FELLOWSHIP**

Come sew on meeting day. The room will be available at noon on meeting day if there is interest. Reply to Tina's Facebook post if you plan to come.

MEMBER SPOTLIGHT

Barb Dwyer is from Hannibal, MO. "I taught myself to quilt in



1996 and haven't regretted one stitch. I love everything involved in making quilts from patterns, shopping for the right piece of fabric, to attaching the binding. I enjoy tweaking a pattern to make the quilt have some originality. Hand stitching is a favorite. No one in my family quilted or even sewed, so I taught myself. I love reproduction quilts so Jo Morton is a great influence."

"I'm retired so I'm living the dream by quilting in the USA, the home of quilting to me." (She is from New Zealand). "I love traveling and going to quilt shows for inspiration and enjoy stitching with a group of like minded individuals. I don't do any media stuff, so quilt shows, books, and magazines are a great outlet for me. It's enough to keep me out of trouble."

MEMBER SPOTLIGHT


Peg Colyar is from Hannibal, MO. She "was piecing at 10 years old so about 65 years." Her favorite parts of making a quilt are longarming and machine binding. "I like it when everything is completed." Her mother

influenced her to begin quilting by helping her to make her first doll quilt with 2 1/2 inch squares and finish with yarn ties.


Peg is a retired nurse practitioner and former quilt shop owner—Quilting Body Shop. Her other interests are gardening and writing. Her favorite quilting personalities are Donna Jordan tutorials and Andy Tube sewing machine repair on You-tube.

MEMBER SPOTLIGHT

Margaret Brunier, Quincy, retired from Quincy Public Schools



Transportation Department where she drove a school bus for 14 years and then became the supervisor of regular transportation for 11 years. Margaret has been quilting for 20 years. Her favorite part of making a quilt is the piecing. She hates cutting but loves to finish the binding by hand. A group from Bayview campgrounds got her started quilting when they cut the fabric for her to begin a log cabin quilt. Margaret is a paper crafter. She makes greeting cards and holds classes in her home. She also likes to knit, crochet, and hand embroider. Her favorite quilting personality is Emily Taylor, a collage designer and quilter. Margaret is a member of the Ricky Tims and Alex Anderson show.





HPQG 2025 PHD MONTHLY CHALLENGE

A PHD (Project half done) is a project you have started and not finished. Your PHD must at least still need to be quilted, bound and labeled (attaching a binding only will NOT be accepted as part of the challenge). **Projects must be started at least 2 years ago or older.**

Finished items will allow you to be put into a draw to win a PRIZE.

Table runner sets, small/medium wall hanging etc. = 1 draw Large projects = 2 draws

The more projects finished the more chances to win. Winners will be announced at the November 3, 2025 meeting. Members do not have to be present to win.

To enter the challenge you **MUST** complete this form for each project you hope to finish and turn into Barb Dwyer on or before the July 1, 2025 meeting. Make two copies, keep one for yourself and submit the other form at a guild meeting.

Bring your finished PHD to **ANY** Guild meeting for Show and Tell on or before the November 3, 2025 meeting. Your finished item will then be put into a drawing to be done at the November meeting.

Guild Member Name:.....

Phone #:.....

Below please fill in Name for each PHD:

Approximate date/year started: Size of finished project:

What needs to be done to finish the PHD:

1) Name
Date.....Size.....Description to Finish.....

.....
.....
.....

2) Name
Date.....Size.....Description to Finish.....

.....
.....
.....

3) Name
Date.....Size.....Description to Finish.....

.....
.....
.....

4) Name
Date.....Size.....Description to Finish.....

.....
.....
.....

5) Name
Date.....Size.....Description to Finish.....

.....
.....
.....